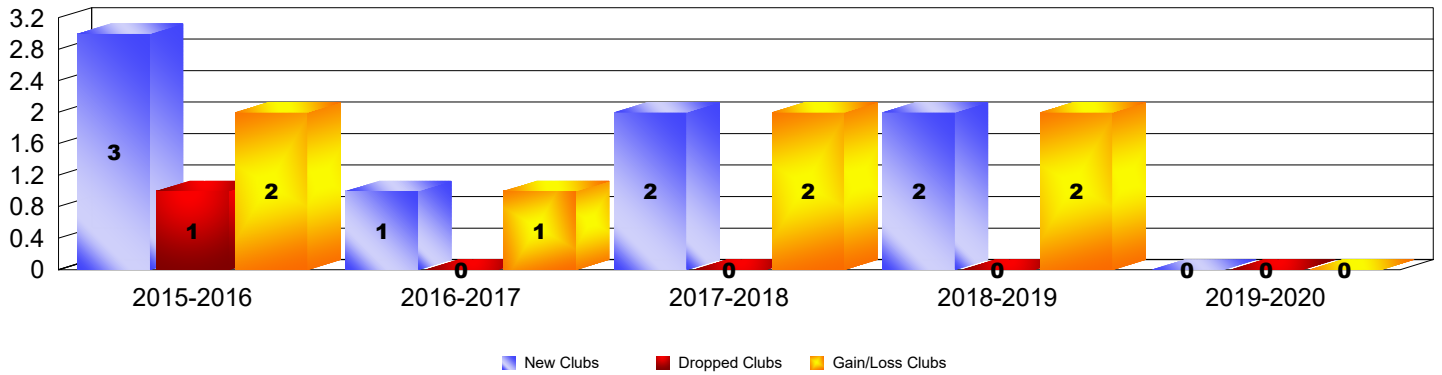


Multiple District 102

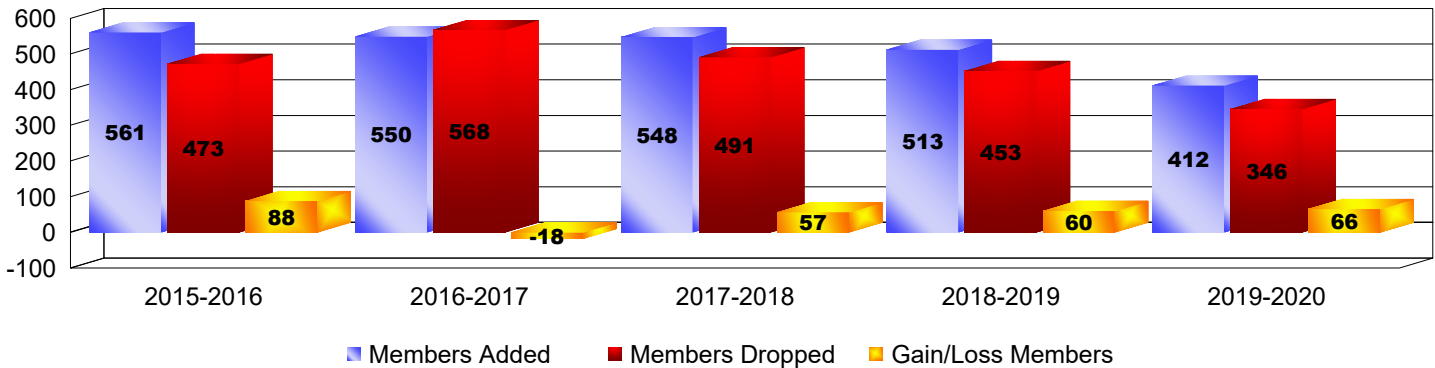
As of June 2020 Cumulative

Year	New Clubs	Dropped Clubs	Gain/Loss Clubs	New Members	Charter Members	Reinstate Members	Transfer Members	Total Member Added	Total Members Dropped	Gain/Loss Members
2015-2016	3	1	2	396	104	29	32	561	473	88
2016-2017	1	0	1	461	33	26	30	550	568	-18
2017-2018	2	0	2	438	65	30	15	548	491	57
2018-2019	2	0	2	415	68	7	23	513	453	60
2019-2020	0	0	0	364	5	16	27	412	346	66
Average	2	0	1	415	55	22	25	517	466	51


Clubs



Members



Membership Composition June 2020 Cumulative



Gender Comparison June 2020 Cumulative

